



Double Lakeland DA Picnic Set

Picnic Furniture

Unlike some of the lighter all wooden furniture on the market, which is aimed primarily at the non-municipal sector, our products are hard wearing and maintainable.

Disabled access is an increasingly important consideration when specifying picnic furniture, so our range has been expanded to accommodate this issue.

Provision can be made either in an open and obvious way or covertly, depending on the nature of the location. Products with a disabled access provision have a DA suffix.



Styled to match our seats and bins, they are available in various types, to suit different environments, and most seat six to eight people.



Picnic units (which have integral seats and tables) are all supplied in pedestal base form as standard (to bolt down), and can be supplied with galvanised ground fixing extensions to concrete them in if required.

The ground fixing extensions are attached by stainless steel coach bolts to prevent them being tampered with. Picnic sets (which have the seats and tables as separate units) are supplied with extended legs (for concreting in), as standard.

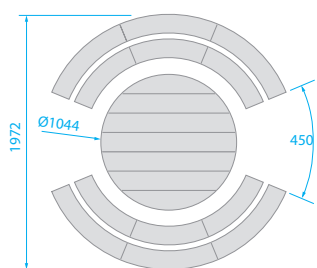


Lakeland Picnic Set

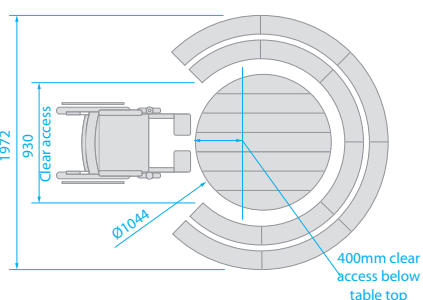
Lakeland Picnic Set

An attractive circular picnic set, especially suitable as a feature in a landscape scheme. It is supplied with a central hole for a parasol, and has a single large diameter post supporting the table, extended to concrete in. These units look particularly effective when used in conjunction with curved benches from our Universal Bench System (see pages 43 - 46), and the Ruthin or Cambridge circular litter bins (see pages 59 & 61). A version providing excellent disabled access is available.

- Boards 32 x 145mm finished
- Boards available in iroko or seasoned oak
- See pages 82 - 83 or timber specifications and finishes
- Frames 140 x 5mm circular hollow table leg and 60 x 3mm circular hollow seat legs
- Seat height 482mm, table height 792mm
- Frames finished in either Acrylic Coating or Street-Tough in black as standard (see page 87), eleven other colour options at no extra cost (see page 90)
- Supplied with extended legs (for concreting in), as standard.
- Weight approx. 133kg.
- Supplied with table tops assembled, remainder as separate boards and frames
- For installation recommendations see page 71



Standard configuration



Disabled access (DA) configuration

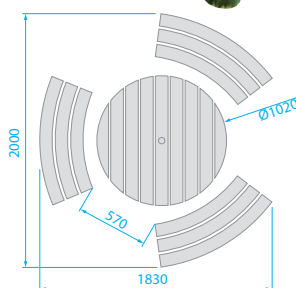
Oakland Picnic Set

This immensely strong design is an all steel version of the very popular Lakeland Picnic Set. It is supplied with a central hole for a parasol, and has a single post supporting the table, extended to concrete in as standard. These units look particularly effective when used in conjunction with curved steel benches from our Universal Bench System (see pages 47 - 48), and the Ruthin or Cambridge circular litter bins (see pages 59 - 61). The benches can be arranged to provide disabled access as shown below.

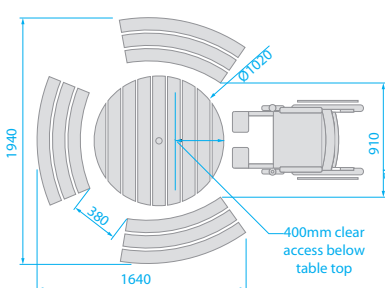


Oakland Picnic Set

- Street-Tough finish in dark green 14C40 as standard. Acrylic Coating available. Eleven other standard colour options at no extra cost (see page 90). Also available in any other B.S. or RAL colour for a surcharge
- Bench slats 50 x 100 x 5mm hollow, table slats 50 x 100 x 2.5mm hollow
- Bench legs 76 x 3mm circular hollow, table leg 140 x 5mm circular hollow
- Seat height 482mm, table height 792mm, seat width 336mm
- Supplied with extended legs (for concreting in), as standard.
- Weight approx. 215kg.
- Supplied partially assembled, with legs to bolt on
- For installation recommendations see page 71



Standard configuration



Disabled access (DA) configuration

Picnic Furniture

Woodland Picnic Unit in European oak



Woodland Picnic Unit

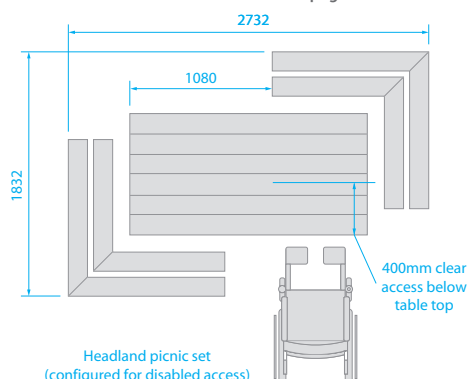
Constructed from green European oak, treated softwood or iroko (described in detail on pages 84 - 86), this substantial unit has been designed to blend into, or create, rural environments such as country parks, riverside walks and forest paths. Galvanised reinforcing brackets add to the strength of this unit without detracting from its appearance. A disabled access version (DA) is available with the table boards extended on one end by 200mm, for a small additional cost. The top face and edges of each seat board are planed, the remaining components being rough sawn. When specified in iroko, all the surfaces are planed and sanded.

- Table boards 47 x 120mm approx. finished (4no 45 x 145mm in iroko)
- Seat boards 47 x 120mm approx. finished (45 x 95mm in iroko)
- Frames 75 x 125 mm and 75 x 100mm approx. finished (70 x 125mm & 70 x 100mm in iroko)
- Length 1800mm, weight approx. 150kg.
- European oak or treated softwood finished in a dark oak coloured spirit based woodstain, see pages 84 & 86
- Iroko supplied planed and sanded, see page 82
- Supplied with frames assembled with separate boards to screw on
- K9 galvanised ground fixing extensions, 500mm long, are available to concrete the unit in, as shown on the illustration

Headland DA Picnic Set

A rectangular picnic set, with ample provision for dining. It is supplied with a central hole for a parasol. Excellent disabled access is provided on both sides of the table.

- Boards 32 x 145mm finished
- Boards available in iroko or seasoned oak
- See pages 82 - 83 for timber specifications and finishes
- Frames 89 x 4mm circular hollow table legs and 60 x 3mm circular hollow seat legs
- Seat height 482mm, table height 792mm
- Frames finished in either Acrylic Coating or Street-Tough in black as standard (see page 87), eleven other colour options at no extra cost (see page 90)
- Supplied with extended legs (for concreting in), as standard
- Weight approx. 112kg.
- Supplied as separate boards and frames, requiring assembly
- For installation recommendations see page 71



Headland DA Picnic Set

Upland Picnic Unit

A robust integral unit, with boards of green European oak or treated softwood (described in detail on pages 84 - 86) and brown finished steel frames, designed for semi-rural locations. It combines the rustic appeal of our Woodland picnic unit with the strength of our steel framed units. The 2300 DA version provides good wheelchair access.

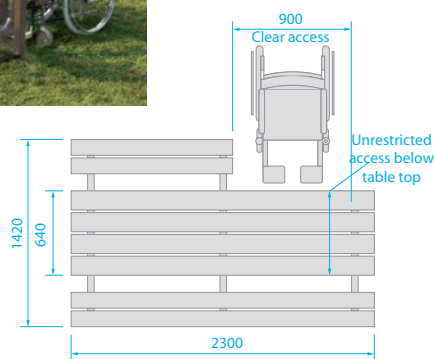
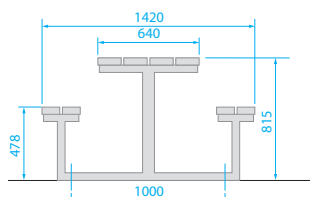
- Table boards 47 x 145mm approx. finished
- Seat boards 47 x 120mm approx. finished
- Frames 50 x 50 x 3mm hollow, with 50 x 75 x 3mm hollow table legs
- Boards finished in dark oak coloured spirit based woodstain, see pages 84 - 86
- Frames finished in either Acrylic Coating or Street-Tough in brown 08B29 as standard (see page 87), eleven other colour options at no extra cost (see page 90)
- Supplied with pedestal base mounting (for bolting down), as standard
- K3 rawl bolts or K10 extended rawl bolts are available to bolt the unit down
- K13C (225mm long), or K14C (400mm long) galvanised ground fixing extensions are available to concrete the unit in
- Length 1800mm, weight approx. 134kg. Length 2300mm, weight approx 162kg.
- Supplied as separate boards and frames, requiring assembly
- For installation recommendations see page 71



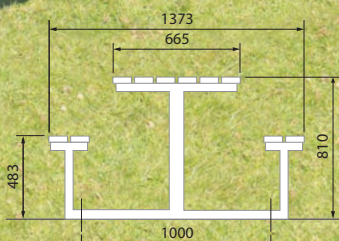
1800 Upland Picnic Unit



2300 Upland DA Picnic Unit



Heathland Picnic Unit

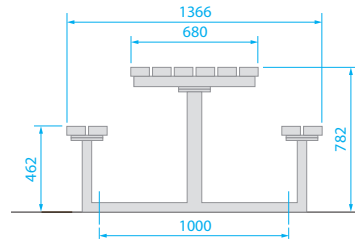


Heathland Picnic Unit

An integral picnic unit with recycled plastic boards with an additional central frame for extra rigidity. The polyboards on this picnic unit are made from an ecologically sound recycled material described on page 72, which is durable, water resistant, rot free, and requires no maintenance. In certain circumstances, particularly if an accelerant such as petrol is used, this material may catch fire and burn.

- Polyboards 50 x 95mm
- Polyboards in black or brown
- Frames 50 x 50 x 3mm hollow, with 50 x 75 x 3mm hollow table legs
- Length 1800mm, weight approx. 123kg.
- Pedestal base (for bolting down) as standard
- K3 rawl bolts or K10 extended rawl bolts are available to bolt the unit down
- K13C (225mm long), or K14C (400mm long) galvanised ground fixing extensions are available to concrete the unit in
- Frames finished in either Acrylic Coating or Street-Tough in dark green 14C40 as standard (see page 87), eleven other colour options at no extra cost (see page 90)
- Supplied as separate boards and frames, requiring assembly
- For installation recommendations see page 71

Picnic
Furniture



Glenside Picnic Unit

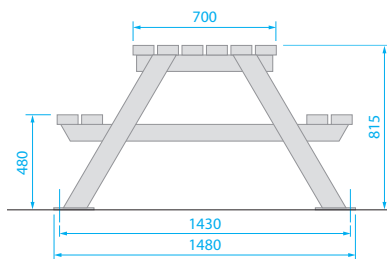
An exceptionally rugged, almost indestructible picnic unit, designed for sites where facilities need to be provided, but the threat of vandalism is known to be high. These units are offered Street-Tough finished as standard and can be specified with our Rounded Corner and/or Disabled Access options at additional cost.

- Street-Tough finish in dark green 14C40 as standard, Acrylic Coating available, (see page 87). Eleven other standard colour options at no extra cost (see page 90) Also available in any other B.S. or RAL colour for a surcharge
- Frames 50 x 50 x 3mm and 50 x 75 x 3mm hollow.
- Slats 50 x 100 x 2mm hollow
- Length 1800mm, weight approx. 125kg.
- Pedestal base (for bolting down) as standard
- K3 rawl bolts or K10 extended rawl bolts are available to bolt the unit down
- K13C (225mm long), or K14C (400mm long) galvanised ground fixing extensions are available to concrete the unit in
- Supplied partially assembled, with frames to bolt on
- For installation recommendations see page 71

Hillside Picnic Unit

An exceptionally rugged, almost indestructible all steel 'A' frame picnic unit, designed for sites where facilities need to be provided, but the threat of vandalism is known to be high. These units are offered Street-Tough finished as standard and can be specified with our Rounded Corner and/or Disabled Access options at additional cost.

- Street-Tough finish in dark green 14C40 as standard, Acrylic Coating available, (see page 87). Eleven other standard colour options at no extra cost (see page 90) Also available in any other B.S. or RAL colour for a surcharge
- Frames 50 x 100 x 2mm and 40 x 80 x 3mm hollow
- Slats 50 x 100 x 2mm hollow
- Length 1800mm, weight approx. 120kg.
- Pedestal base (for bolting down) as standard
- K1 rawl bolts or K4 extended rawl bolts are available to bolt the unit down.
- K5C (225mm long), or K11C (400mm long) galvanised ground fixing extensions are available to concrete the unit in
- Supplied partially assembled with frames to bolt on
- For installation recommendations see page 32 (K5C/K11C)



Summary of options available for picnic furniture


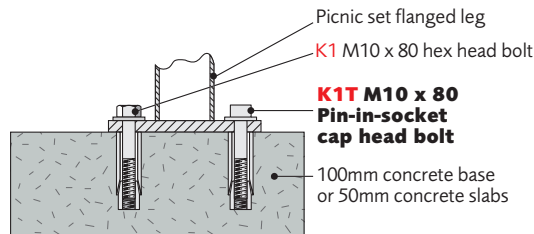
	Pedestal Base	Extended Legs	K1	K1T	K3	K3T	K4	K4T	K5C	K9	K10	K10T	K11C	K13C	K14C
Lakeland		✓													
Oakland		✓													
Headland		✓													
Woodland	✓									✓					
Upland	✓				✓	✓					✓	✓		✓	✓
Heathland	✓				✓	✓					✓	✓		✓	✓
Glenside	✓				✓	✓					✓	✓		✓	✓
Hillside	✓		✓	✓			✓	✓	✓				✓		

Installation Recommendations

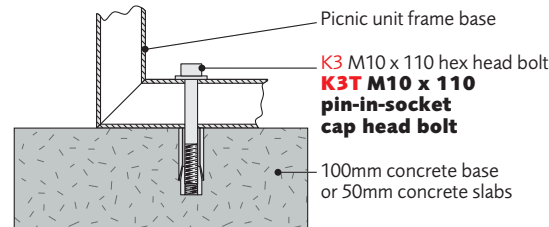
1. Rawl bolts (K1, K1T, K3 or K3T)

Picnic furniture can be rawl bolted to an existing surface of sound concrete, or well laid traditional size concrete or stone slabs, using these M10 rawl bolts. This method is not normally suitable for installing picnic furniture onto small block pavements. All the bolts in these options are stainless steel.

- K1, K3 have hex head bolts
- K1T, K3T have tamper resistant pin-in-socket cap head bolts to reduce the risk of unauthorised removal



K1 Ground fixing

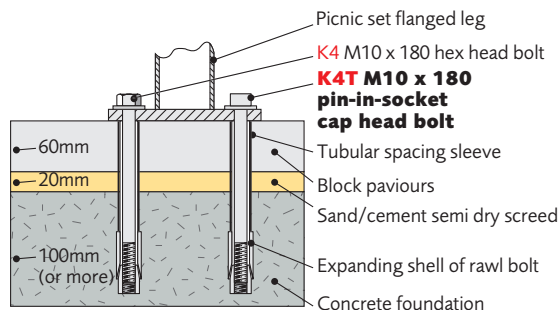


K3 Ground fixing

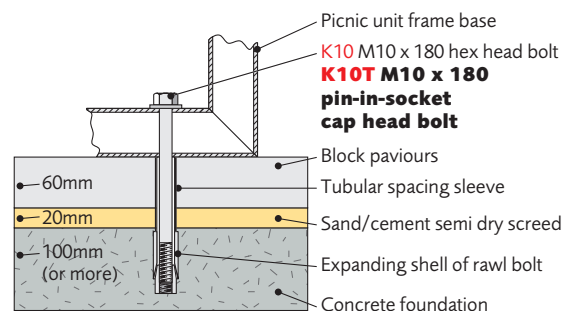
2. Extended rawl bolts and spacers (K4, K4T, K10 or K10T)

For the installation of picnic units onto small block pavements, typically 60mm thick, we recommend either the K4, K4T, K10 or K10T M10 x 180, extended rawl bolts, with semi collapsible spacing tubes. The spacing tubes hold the rawl bolt shell in the concrete (which must be laid beneath the pavements) whilst the bolt is being tightened. It is recommended that the pavements in the area of the units are bedded on top of the concrete using a semi dry sand cement screed about 20mm thick. These kits are also suitable for fixing units onto surfaces of bituminous macadam, laid on top of concrete. All the bolts in these options are stainless steel.

- K4, K10 have hex head bolts
- K4, K10T have tamper resistant pin-in-socket cap head bolts to reduce the risk of unauthorised removal



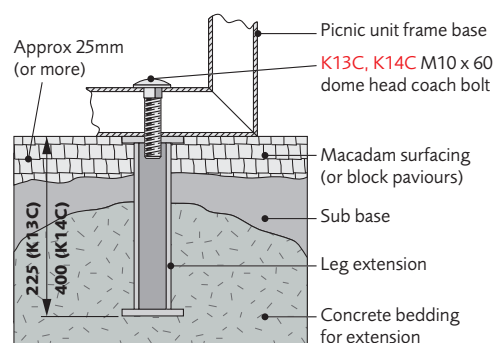
K4 Ground fixing



K10 Ground fixing

3. Galvanised ground fixing extensions (K13C or K14C)

These extensions have the advantage of offering a very strong and permanent installation, though they are more work than the other fixing kits. This means of fixing is suitable for grassed areas, small block pavements and macadam surfaces. The extensions are bolted to the underside of the picnic units, which are then positioned in four previously dug holes. The holes are then back filled with concrete and the ground surface made good around the units. The coach bolts in these options are stainless steel. The K13C options are 225mm long, and the K14C options are 400mm long.



- K13C and K14C have coach bolts (which are very tamper resistant, but the head needs to be removed with a grinder if ever the unit needs to be moved).



K13C Ground fixing extension

Picnic Furniture