




Recycling Units

Recycling Units

Our recycling units have been designed to offer robust, attractive solutions for collecting separated waste in rural environments where typical shiny or brightly coloured designs would be unsuitable.

We offer two sizes of recycling unit: 330 litre and 220 litre. The 330 litre unit has three separate waste collection bays and the 220 litre unit has two. Each waste collection bay has its own galvanised steel liner accessed via a hinged door retained by a tamper resistant slam latch.

Both sizes of bin are available with recycled plastic slats in black or brown. Alternatively, for a more rustic, natural appearance the slats can be specified in partially dried European oak finished in dark oak stain.

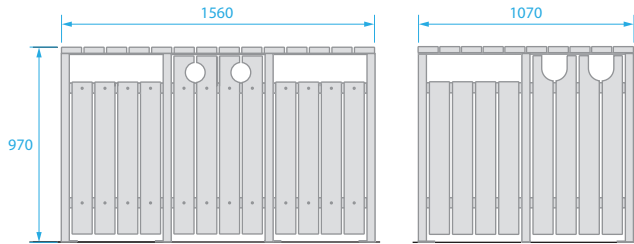


We offer standard configurations of waste aperture as shown in the following photographs, but we are able to accommodate customer requests for different apertures to suit specific applications.

A variety of engraved plastic signs covering a range of waste materials can be supplied pre-attached to the units. Bespoke signage can be supplied to customer specification at additional cost.

Holyhead Recycling Unit

- Legs 40 x 40 x 2.5mm hollow
- Slats 30 x 100mm recycled plastic or 25 x 95mm oak
- Galvanised 22 swg sheet steel liners with 6mm wired edge, drain holes and pull-out handle
- Approx. capacity 330 litres
- Supplied with pedestal base legs (for bolting down) as standard.
- Can be bolted down with K1 rawl bolts, or K4 extended rawl bolts
- Frame finished in either Acrylic Coating or Street-Tough finish in brown 08B29, or black as standard (See page 87)
- Weight approx. 200kg.
- Supplied fully assembled
- For installation recommendations see page 65



Standard Signage Options



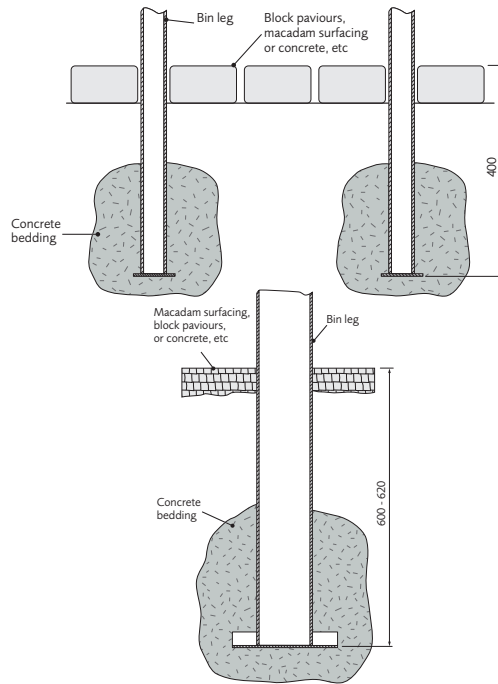
Installation Recommendations

1. Extended legs, or single post mounting, for concreting in

As standard, all litter bins are supplied with extended legs, or an extended single post mounting to concrete them into the ground. This method suits grassed areas, small block pavours and areas which will have a final surface of bituminous macadam.

It is a very secure method of fixing, but involves excavating the ground. The bin is accurately positioned into holes (300 - 620mm deep, depending on model) which are filled with concrete bedding.

This can be laid to the final ground level to form a concrete pad around the bin. If stopped short to allow for other ground finishes, the pavours or macadam are laid around the leg or legs of the bin after the concrete bedding has set.

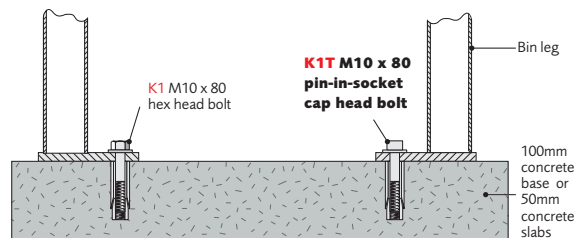


Extended leg, concreted in

2. Rawl bolts (K1 or K1T)

Pedestal base bins can be rawl bolted to an existing surface of sound concrete, or well laid traditional size concrete or stone slabs, using these M10 rawl bolts. This method is not normally suitable for installing bins onto small block pavours. The bolts in these options are stainless steel.

- K1 have hex head bolts
- K1T have tamper resistant pin-in-socket cap head bolts to reduce the risk of unauthorised removal




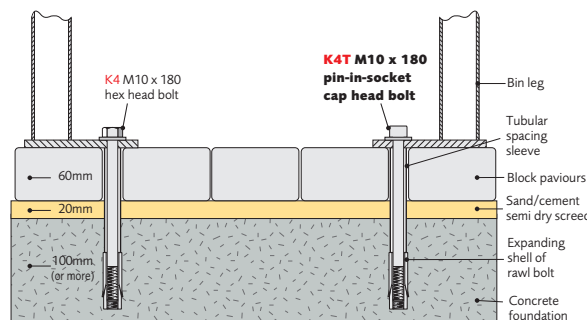
K1 ground fixing

3. Extended rawl bolts and spacers (K4 or K4T)

For the installation of pedestal base bins onto small block pavours, typically 60mm thick, we recommend either the K4 or K4T M10 x 180 extended rawl bolts, with semi collapsible spacing tubes. The spacing tubes hold the rawl bolt shell in the concrete (which must be laid beneath the pavours) whilst the bolt is being tightened. It is recommended that the pavours in the area of the bin are bedded on top of the concrete using a semi dry sand cement screed about 20mm thick. These kits are also suitable for fixing bins onto surfaces of bituminous macadam, laid on top of concrete.

The bolts in these options are stainless steel.

- K4 have hex head bolts
- K4T have tamper resistant pin-in-socket cap head bolts to reduce the risk of unauthorised removal

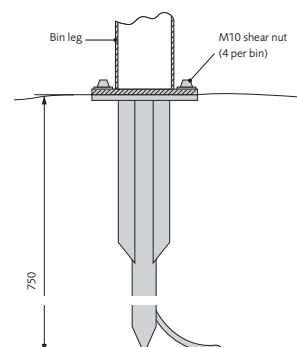


K4 ground fixing

4. Ground anchoring frames

For the installation of bins onto existing suitable firm grassed areas and bituminous macadam surfaces, ground anchors can be used. The bins have a flanged single post mounting which bolts to the AB3 bin anchor (after it has been

installed), with tamper resistant shear nuts. This will only work for macadam surfaces laid onto earth or hardcore, as opposed to concrete. This cost effective installation method is fully described and illustrated on pages 74 - 75



Recycling Units